

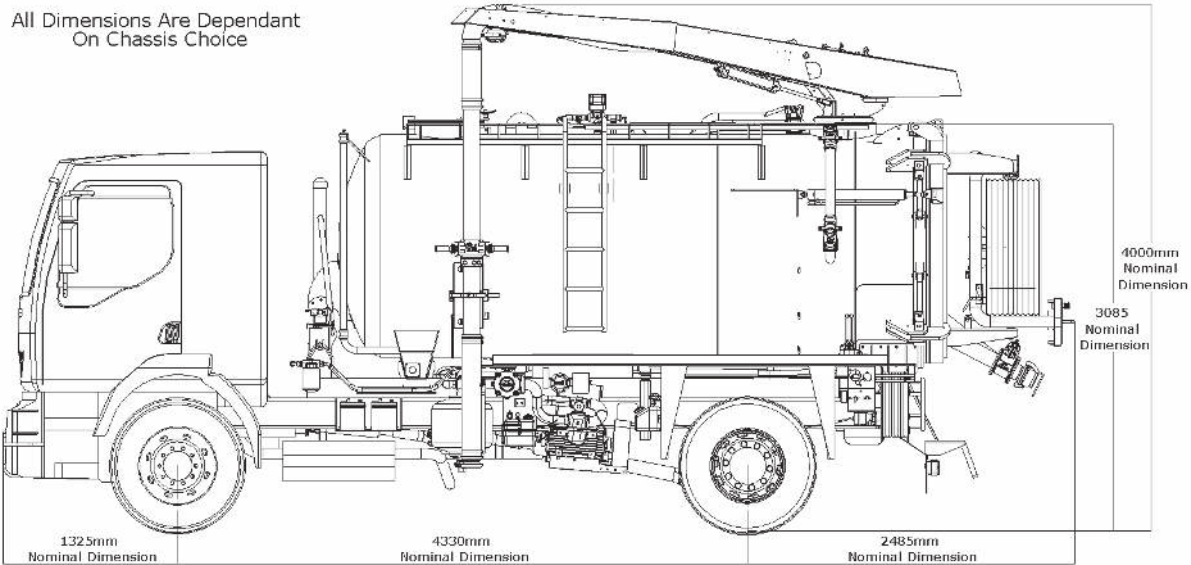
FEATURES AND OPTIONS

JETVAC COMBINATION		Entry Level	Budget	High	Premium
Chassis		12 Tonne	16 Tonne	16 Tonne	16 Tonne
Tank	Capacity in Litres	6000	9000	9000	9000
	Clean water	3500	6000	6000	6000
	Sludge	2500	3000	3000	3000
	(Other capacities available)				
Jetting Pump	Flow in LPM	115	137	137	269
	Pressure in BAR	120	140	140	155
	Power in HP	41	41	50	109
	in Kw	31	31	37	81
Vacuum Pump		PN45D (Jurop)	PN58D (Jurop)	PM70 (Moro)	PM80 (Moro)
	Flow in lpm	5300	6500	7200	9400
	Power in HP at 2 bar Gauge	35	35	35	35
	in Kw at 2 bar Gauge	26	26	26	26
Drive thru Splitter Gear Box	Model - Main PTO	400 Kg.m	400 Kg.m	400 Kg.m	400 Kg.m
	- Auxillary PTO for Jetting	40 kg.m	40 kg.m	40 kg.m	40 kg.m
	- Auxillary PTO for Vacuum	25 Kg.m	25 Kg.m	25 Kg.m	25 Kg.m
Thermo plastic Jetting Hose size (Dia & Length)		3/4" x 120 m	1" x 120 m	1" x 120 m	1" x 120 m
Tipping				✓	✓
Hydraulic Door Open/Close		✓	✓	✓	✓
Hydraulic Door Clamping					✓
Hydraulic Hose Reel winding		✓	✓	✓	✓
Automatic Un-Loader Valve		✓	✓	✓	✓
Dry Run Protection on Jetting		✓	✓	✓	✓
Silencer for vacuum pump		✓	✓	✓	✓
De-Oiler		✓	✓	✓	✓
Hose Reel - 140 degrees rotatable		✓	✓	✓	✓
PRV & Sniffter valve		✓	✓	✓	✓
Working Light on the rear		✓	✓	✓	✓

Whale Optional Upgrades				
De-Odourizer			✓	✓
Boom				
Secondary Hose Reel with 30 m Hose	✓	✓	✓	✓
Hand Lance Gun	✓	✓	✓	✓
Digital Hose Meter			✓	✓
Smart Controller with sensor & Interlock			✓	✓
GPS /GPRS			✓	✓
Grid Lifter			✓	✓
Stainless steel tank liner	✓	✓	✓	✓
Rear Control Cover			✓	✓
Nozzle Storage Locker	✓	✓	✓	✓
Jetting Soft / Safe Start			✓	✓

Please Note:
Whale Enterprise PVT ltd. has a policy of continuous improvement and therefore reserves the right to alter or amend the specifications of its products without prior notice.

COMBI | WHALE SPECIFICATION



WHALE SUPPORT

One of Whale’s primary objectives is to maximise operating performance by keeping downtime to an absolute minimum, leading to significantly reduce whole life costs. This is achieved by ensuring we can provide service support across all Indian states. Whale stock an extensive range of appropriate parts.

WHALE QUALITY

Whale Enterprise cares about quality across all aspects of its business. Indeed it is a word that characterises the company. Whale complies to ISO 9001 and all Whale products fully comply with all relevant legislation and regulations. It also has the benefit from being supported by its UK parent company Whale Tankers the largest manufacturer of vacuum tankers and jetting equipment in Europe.

WHALE TRAINING

Central to Whale’s success is not only the training of its staff but also the provision of structured training for its product. This meets the changing needs of today’s Indian water and sewage infrastructures. The company is also respected for its onsite commissioning of all new products.

Whale Enterprise manufacture a wide range of products and vehicle types and provide many other services. For a copy of any of the following brochures or for further information, either call on: +91 95009 45511. Email us at: sales@whaleenterprise.in, or visit our website at www.whaleenterprise.in

WHALE LITEJET	COMBI WHALE	SUCKER WHALE	KAISER WHALE
WHALE SUPER SUCKER	WHALE SERVICE	WHALE PARTS	

Reliability, Service, Value ... for Life



Scan for further detail



Whale Enterprise PVT Ltd.

1/1D Vilankurichi Road, Near Senthottam , Kalapatti, Coimbatore - 641 048, Tamilnadu, India Telephone: +91 95009 45511
sales@whaleenterprise.in www.whaleenterprise.in

COMBI | WHALE



Reliability, Service, Value ... for Life

THE PERFECT COMBINATION



Powerful and multifunctional drain cleaners and jetters



COMBI WHALE

With a wide range of models and configurations available, the Whale JETVAC COMBI'S are Popular choices with the local municipalities. From Entry Level to our Premium model all have dynamic features suited for their particular application. This reflects Whale Enterprises' ongoing commitment to the field of Product innovation, delivering ever improving operating efficiencies and all-important health and safety related benefits.

Entry Level Combination

This is considered as the ideal entry-level specification and has proven to be an excellent solution for cleaning and removing blockages in sewage pipes. It is ideally suited to working in narrow streets and comes equipped with high pressure water jetting to clear private drains. The vacuum tank can be used to empty septic tanks.

Budget Combination

As with the entry-level specification this proves an excellent solution for cleaning and removing blockages, and is also equipped with high pressure water jetting. It also has the benefit of being on a 16 tonne chassis and having an additional 3000 litres capacity.

High and Premium Combination

Both these models are serious contenders, with the focus being on larger diameter sewer jetting. Incorporating all the features of the Entry-Level and Budget models, the jetting performance is taken to the next level, providing an appliance capable of taking on a wider range of functions required by our municipality and private customers. Equipped with improved flow and pressure from the larger jetting pump, there is little that these two models cannot handle. Both have tipping as standard and a wide range of upgrades available for improving both efficiency and health and safety.



Standard Features

Optional Features

Anti-Vibration Boom Control

Standard feature when a boom is fitted. A specially developed control and handle aimed at reducing the hand-arm vibration and shock loading when using the boom. The main control unit can also be supplied with upgraded electrical control buttons.



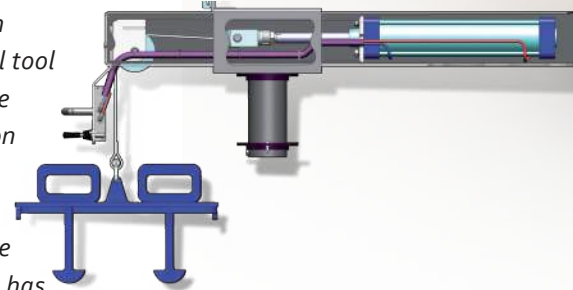
Whale Smart Control

The Whale smart control puts all the operations and associated displays at your "fingertips" this allows the vehicle operator a greater level of functionality, flexibility and safety. The controller also has an in-built diagnostic function.



Manhole Lifter

A valuable but often overlooked essential tool when it comes to the day-to-day operation of the Jetvac Combi range. Fitted on the cleaner side or at the rear of the vehicle it has been designed to lift manhole lids, the lifting lugs tailored to customer requirements.



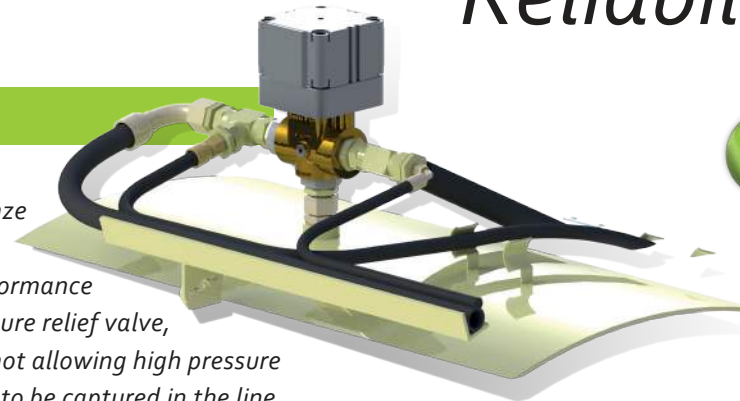
Deodoriser

To mask unpleasant odours and smells this option is ideal if the tanker is being used in populated areas. The unit injects a controlled concentrated dose of liquid under pressure into the downstream atmosphere line which atomises on contact with the airflow.



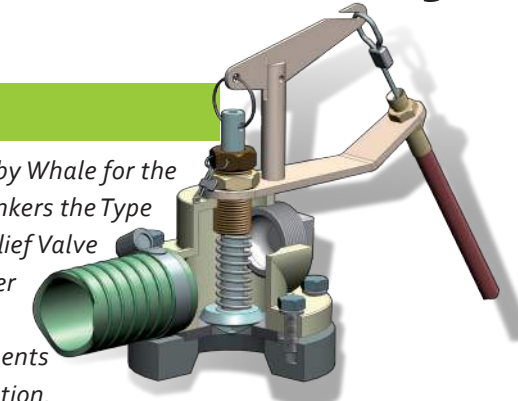
Automatic Unloader Valve

This Heavy Duty unloader valve is manufactured from manganese bronze and high chrome hardened steel, designed to optimise the jetting performance whilst also acting as a variable pressure relief valve, ensuring operator safety by not allowing high pressure water to be captured in the line.



Tank PRV

Specifically designed by Whale for the operation of waste tankers the Type Approved pressure Relief Valve offers unrivalled tanker safety incorporating PTFE internal components and a simple test function.



Hydraulic open & door clamping

The door is automatically opened using hydraulic rams incorporating safety check valves. There is the additional option of fitting hydraulic clamping wedges instead of manual door clamps giving an additional level of functionality and safety.



Digital Hose Meter

Providing two digital read outs, one shows how much hose remains on the reel, the other the length of hose down the drain making it easy for the operator to establish the position of a blockage or the remaining hose to be wound in.



Nozzles

For the correct operation of the high pressure jetting pump it is essential that the correct nozzles are used and these are also correctly jetted. A nozzle kit is supplied as standard for both the main and secondary reels. Comprising a retro and forward facing Arzino (egg) and a Raut (triangle).



Secondary Hose Reel

The secondary reel is fitted as an additional reel complementing the main jetting reel. Ideal for both surface cleaning and short pipe runs up to 6" diameter. Can be supplied with either 30 or 60 meters of 1/2" diameter rubber jetting hose. Both a manual and hydraulic version are available.



Jetting Safe and Soft Start

These features provide a unique safety advantage when an operator is required to carry out large quantities of jetting. Safe start ensures jetting pressure reverts to zero after each use. Whilst soft start allows jetting pressure to start at a much lower level, before automatically ramping up, thereby reducing the 'kick'.

